



27th ANNUAL SKILLS MANITOBA APRIL 10, 2025

AESTHETICS CONTEST DESCRIPTION

CONTEST NAME: AESTHETICS

CONTEST NO: 30

LEVEL: INTEGRATED

NOTE: maximum of 10 competitors, 2 per school

CONTEST LOCATION: RRC Polytech, Notre Dame Campus-North Gym

CONTEST START TIME AND DURATION:

Check-in: 7:30 am

Failure to attend 8:00 am orientation will lead to disqualification

Finish: 2:05 pm

PURPOSE OF CHALLENGE:

This competition aims to showcase and elevate the skills, creativity, and professionalism of aestheticians. It provides a platform for participants to demonstrate their expertise in various beauty treatments and techniques, such as facials, manicures, body treatments and makeup, fostering a spirit of excellence and innovation within the industry. Through rigorous assessment by industry experts, these competitions not only celebrate outstanding talent but also set high standards, inspire continued education, and highlight emerging trends. Ultimately, they contribute to the advancement and recognition of the beauty therapy profession while demonstrating professionalism and complying with occupational health and safety.

Aesthetics Criteria

Please review the attached information prior to the competition

Competitors will be judged on the following for all competitions:

Sanitation, ethics, professional dress, attitude, behavior, conduct with model, posture, technique, application, finishing and total look.

Skills and Knowledge to be tested

Advanced Facial

The competitor will showcase an advanced facial routine, featuring the application of cleanser, exfoliant, toner, serum(s), mask and finishing products.

The facial will include the use of BT Sonic for cleansing (link to video found [here](#)) and BT Micro for infusion of serums (link to video found [here](#)), Lymphatic massage steps found on page 15. Cold Globes to soothe redness and decrease inflammation. Competitors may use their chosen massage movements to complete the cold globe movements.

Participants will demonstrate lymphatic drainage techniques on the face, followed by a relaxing massage covering the face, neck décolleté and neck & shoulders.

Creative Makeup: Seasonal Fusion

In the seasonal fusion creative makeup challenge, competitors will skillfully blend the essence of two chosen seasons (50/50 split to each season chosen) onto the face and décolleté ending two inches below the clavicle.

Competitors will bring all their own art medium to create their entire look (no pictures or stencils are to be used to complete the look) See example pg. 5

The task is to skillfully blend the essence of two chosen seasons onto the face and décolleté (50/50 split of the two seasons). Competitors can choose any two seasons.

The judging will focus on creativity, technical skill, color harmony, theme representation, and overall impact. The goal is for each competitor to leave a lasting impression by creating a stunning fusion of two seasons.

We express sincere appreciation to our esteemed sponsor, **L'Moor** for their unwavering support in enhancing the scope of the Skills Manitoba Provincial Competition. Your commitment to excellence and innovation has played a pivotal role in elevating the standards of this event. Thank you for being instrumental in the success and growth of our shared passion for beauty and skill. Please contact sponsors to purchase products for training purposes. Check the SCC website for kit pricing details

EQUIPMENT, TOOLS, MATERIALS TO BE SUPPLIED BY COMPETITOR:

- All implements to perform each competition and surface disinfectant and sanitizing tray
- Advanced Facial- lay down beds, hot towel cabbies, trolley, magnification light (head or floor model) step stool BT Sonic, BT Micro, facial globes* no additional equipment to be used
- Creative Makeup-client chair, trolley * no additional equipment to be used
- Hand sanitizer, non-latex gloves, facial mask
- Spatulas, stainless steel palette/knife, hand mirror
- Cotton swabs and rounds, tissue, gauze, Gibson towels
- Water pitcher and/or spray bottle
- Small, covered garbage can or plastic sealed bag for trash and tape to avoid overexposure of chemicals in work area, and a 10 ft. power cord
- Snack for model
- **Copy of all papers** including Contest Description and Test Project

Advanced Facial

All necessary supplies and linens needed to perform the facial component (such as towels, wrap/sarong, robe and slippers, clipboard and pencil, bowls, spatulas and cups/tray to carry dispensed products, mask brush, etc.) supplied by competitor.

The following list of required facial products to be sponsored by L'Moor. * Competitors will not be able to bring any other facial products on the competition floor.

Cleansing Milk	(Normal)	Renewal Serum
Cleansing Gel	Clarifying Cream (Oily)	Tension Balm
Facial Polish	Eye Zone Cream	Professional Peel Off
Nourishing Facial Oil	SPF30+ Lotion	Mask
Hydrating Cream	Radiance Serum	Non-Woven gauze

*Please note that a maximum of 6-4x4 gauze, 2 large towels and 4 medium towels are to be used. Additionally, PPE for this scope must include gloves for the scalp massage, facial mask is optional

Creative Makeup

All necessary supplies, linens and tools/brushes need to perform makeup application (such as cotton buds, cotton rounds, white headband, cape/wrap, etc.).

The following list of required facial products to be sponsored by L'Moor. * Competitors will not be able to bring any other facial products on the competition floor.

Cleansing Milk, Hydrating Toner, Hydrating Cream and gauze

*Please note that only 4-4x4 gauze and 2 medium towels are to be used. Additionally, PPE for this scope is optional.

WORKSITE SAFETY RULES / REQUIREMENTS:

- All competitions will take place on live models. Competitors are responsible for supplying their own model and for the well-being of their model
- **Model must meet all component criteria** to ensure compliance with the rules and regulations
- A scrutineer at the start of each competition will examine all models. **No prep work permitted**
- No competitor shall continue to work on his/her model once the competition has ended
- Any infraction or violation of the competition rules will result in point penalties or disqualification
- Model must be dressed in clothing that allows competitor to perform components.

General Competition Rules

- All competitors will **attend a mandatory orientation** meeting prior to the start of the competition. (7:45-7:55am). **Failure to attend orientation will lead to disqualification**



All competitors **must** wear a black professional uniform with **no** school logo (NO leggings or yoga style pants). Black non-slip flat or low heel, professional closed toed shoes with black socks. Hair must be tidy and tied back and off the collar and face. Competitor must not have jewelry and have short, manicured, non-polished nails

- Competitors who require clarification on instruction during the contest must address their questions to the Provincial Technical Chair or designate
- Competitors are not permitted to talk to persons who are not located within the contest area
- Interpreters will be allowed to access the contest site if previous arrangements have been made with the Provincial Technical Chair or designate
- During the competition competitors may go to the restroom only after informing a Provincial Technical Chair. Escorts to restroom will be at the discretion of the Provincial Technical Chair or designate
- Competitors must follow workplace safety rules and regulations as outlined during orientation
- Access to each contest site is reserved for the Provincial Technical Chair or designates, judges, competitors, and individuals that have been granted permission from the Provincial Technical Chair or designate
- All competitors shall allow the Skills Manitoba organization to take and publish photos of those individual competitors
- There must be a minimum of five registered competitors. If there are less than five registered competitors, Skills Manitoba delegates will re-evaluate the competition
- No competitor shall begin work until the start time is announced
- Skills Manitoba will make every effort to accommodate persons with medical conditions or impairments. Please contact the Skills Manitoba office for details

Creative Makeup: Seasonal Fusion

*To be used as reference only, you are to create your own individual look



Time: 8:30-11:30	<i>Advanced Facial</i> This component will be valued at 60%
15 minutes	Pre-service set up Professional Appearance Treatment area and competitor prepared for facial. This includes product set up. Competitor must prepare themselves as per the contest description to begin the service
3 minutes	Checkpoint for Judges
20 minutes	Model greeted and installed, review client intake form and perform eye & lip cleanse Model is greeted and therapist offers assistance and care, as needed, to the service area. Model is installed with adequate draping to provide comfort, warmth and modesty. The competitor must review model's intake form and perform a verbal consultation to ensure there are no contraindications and give a brief explanation of the treatment. Eye & lip makeup is removed with no traces of mascara or lipstick left
5 minutes	Checkpoint for Judges
15 minutes	First cleanse, skin analysis, record findings and product selection * see pg. 10 skin analysis First cleanse is performed. Skin analysis completed with the magnifying lamp. Findings to be recorded on the forms provided. Competitors will choose the correct products to complete the facial based on the findings recorded during the skin analysis
10 minutes	Checkpoint for Judges
15 minutes	Second cleanse, with BT Sonic, exfoliation application and removal Second cleanse performed using the BT Sonic. Competitors must demonstrate proper techniques while using the BT Sonic. Skin is exfoliated. Area to include the face, neck & décolleté. Exfoliant removed leaving no residue on the model, bed or linens
5 minutes	Checkpoint for Judges
10 minutes	Serum application & infusion using BT Micro Serums will be applied to the model and then infused using the BT Micro. Competitors must demonstrate proper BT Micro infusion techniques
5 minutes	Clean station, disinfect BT Sonic and BT Micro, prepare for massage Competitors will demonstrate the proper health & safety protocols to clean up their station. BT Micro & BT Sonic will be disinfected according to health & safety. Prepare for lymphatic drainage massage and demonstration of cold globes
15 minutes	Lymphatic Drainage Demonstrate the correct sequence using the provided step by step instructions (SCC website) of moves with a light flowing movement, draining the lymph fluid towards the lymph nodes. The lymphatic drainage massage will be performed on the face, neck and décolleté
10 minutes	Cold Globes

	Globes are preprepared on ice. Working on the face, neck and eye area, use light, upwards movements and finish by moving downwards on the neck
25 minutes	Mask application, scalp massage (10 mins) and mask removal Demonstrate an even application of a rubberized mask to the face only, avoiding the hair line. Mask is removed as per sponsors instructions leaving no residue on the model's face, and hair. While the mask is on, a scalp massage will be performed. Competitors will use a scalp massage medium (tension balm) and perform massage for 10 minutes. Correct pressure must be applied with smooth, rhythmical movements, without breaking contact with the model. A variety of massage techniques must be incorporated
3 minutes	Checkpoint for Judges
20 minutes	Finishing products, after care, model exit and station cleanup Application of finishing products. Provide verbal after care advice to the model. Assist model to the change room and waiting area to exit. Cleanup treatment area.
4 minutes	Final Checkpoint for Judges

LUNCH 11:30-12:00

Meal provided to competitors only, models must bring their own

Time: 12:00-2:05	<i>Creative Makeup Seasonal Fusion</i> This component will be valued at 40%
10 minutes	Pre-service - set up station for cleansing of skin and makeup application The treatment area and competitor prepared for the service. All design element make-up, brushes, palette, disposable wands, sharpener & headband to be set up observing sanitation and hygiene practices
3 minutes	Checkpoint for Judges
15 minutes	Model is greeted and prepared for the service. Prep model's skin for all areas that makeup will be applied. Dispose of all items used for cleansing and prepping the skin Model will be draped pre-service Select and dispense appropriate skin care products (cleanser, toner and moisturizer). Cleanse, tone, moisturize and prime model's skin. All steps should be in accordance with health, safety and professionalism. All items are disposed of according to sanitation and hygiene
5 minutes	Checkpoint for Judges
35 minutes	Season 1 - 50% of the face and décolleté area (2 inches below collar bone) to be covered. The competitor will demonstrate proper application and blending of their first season's selection on the face and décolleté Create your entire design for your first selected season on 50% of the face and décolleté area (2 inches below the collar bone). Competitors will demonstrate proper blending, creativity, complexity and precision within their design. All steps should be in accordance with health, safety and professionalism
5 minutes	Checkpoint for Judges

40 minutes	Season 2 - 50% of the face and décolleté area (2 inches below the collar bone) to be covered. The competitor will demonstrate proper application and blending of their second season selection on the face and décolleté. Finishing Touches Create your entire design for your second selected season on 50% of the face and décolleté area (2 inches below the collar bone). Competitors will demonstrate proper blending, creativity, complexity and precision within their design. Ensure seamless blending at the center between the 2 makeup seasons. All steps should be in accordance with health, safety and professionalism
5 minutes	Checkpoint for Judges
10 minutes	Model exit and station clean up Assist model to exit and treatment area is cleaned up
2 minutes	Final Checkpoint for Judges

Provincial Competition Schedule

Location: RRC Polytech
Notre Dame Campus North Gym
April 10th, 2025

**All large equipment may be brought into the competition area
between 1:00-3:00pm April 9th**

Time	Event	Location
7:30-8:00 am	Check in and set up of equipment	Competition area
8:00-8:30 am	Orientation	Competition area
8:30-2:00 pm	Competition	Competition area
3:30-4:30 pm	Medal Presentations and Closing Remarks	Notre Dame Campus-South Gym

L'Moor Sponsor & Training Product

We express sincere appreciation to our esteemed sponsor, **L'Moor** for their unwavering support in enhancing the scope of the Skill Aesthetics National Competition. Your commitment to excellence and innovation has played a pivotal role in elevating the standards of this event. Thank you for being instrumental in the success and growth of our shared passion for beauty and skill. Please contact sponsors to purchase products for training purposes. Check the SCC website for kit pricing details.

Throughout the competition, your skills will be meticulously evaluated across various dimensions, including professional presentation, technical proficiency, organizational finesse, effective communication, product knowledge & control, sanitation practices, and compliance with health & safety standards.



MOOR SPA

2025 Skills Canada Facial Practice Kit

Made in Vancouver, Canada, Moor Spa skincare includes a range of more than 40 products for every skin type and application. All Moor Spa products contain 100% natural source ingredients, and include their signature nutrient-rich liquid Moor Extract which purifies, soothes, nourishes and revitalizes the skin.

School Pricing: \$219.63

Product	Size	Wholesale (CAD)	School Price(CAD)	Qty
Ice Globes	set of 2	25.99	20.79	1
Cleansing Milk	120ml	16.20	12.96	1
Cleansing Gel	120ml	16.80	13.44	1
Facial Polish	120ml	17.80	14.24	1
Hydrating Toner	120ml	18.40	14.72	1
Nourishing Facial Oil	30ml	14.80	11.84	1
Hydrating Cream (Normal)	50ml	22.60	18.08	1
Clarifying Cream (Oily)	50ml	22.00	17.50	1
Eye Zone Cream (Trial Size)	15ml	5.35	5.35	1
SPF30+ Lotion (Trial Size)	30ml	5.00	5.00	1
Radiance Serum (Trial Size)	15ml	7.80	7.80	1
Renewal Serum (Trial Size)	15ml	7.50	7.50	1
Hydrating Serum (Trial Size)	15ml	7.05	7.05	1
Professional Peel Off Mask	500ml	79.20	63.36	1

HOW TO ORDER

It's easy to place your order [online at L'Moor.com](https://www.lmoor.com) - school discounts will be applied after check-out. Schools are also welcome to place orders by email or phone.

Online Ordering: [Log-in or register](#) for a professional account, and add the items you are ordering to your shopping cart. Complete your check-out, and we'll create a customized quote/sales order for you. New account requests require verification of professional status - please allow up to one business day for your access to be unlocked.

By Email: Email your wish list to Orders@L.Moor.com. We'll create a customized quote/sales order for you.

By Phone: Call Nicole, our Client Success Manager, at 888-666-7683 ext 0. Following your call, we will create a customized quote/sales order for you.

Changes will be posted: Please review the scope on the website regularly and one week prior to the competition date to ensure you are aware of any changes. Additional information or changes will be posted on the Skills Canada Manitoba website if needed. Website: www.skillsmanitoba.ca

Skills Manitoba hosts over 40 Olympic style, industry sponsored competitions representing six sectors. These six sectors contain three different levels, which include secondary, post-secondary, and integrated (secondary and post-secondary combined). For more information regarding programming please contact Lori Royal lorir@skillscanada.com

Skills Manitoba is open to the public. This is a great opportunity for our industry to be viewed as a valuable and interesting career option.

Note to all Competitors: Competitors must always demonstrate safety throughout the competition and in the competition area. Competitors must wear safety equipment where applicable. Competitors must show concern for their client/model throughout the competition.

NATIONAL COMPETITION ELIGIBILITY:

- A mark of **70% or higher** must be scored by the gold medalist in the Aesthetics contest to attend the Skills Canada National Competition.
- Competitors must reside in Manitoba and be permitted to be in Canada on the day of Skills Canada competition.
- **Please refer to the Skills Canada website for age eligibility for the national competition.**

FOR MORE INFORMATION, PLEASE CONTACT TECHNICAL COMMITTEE MEMBER:

Brenda Richer
Northlands Parkway Collegiate
139 Northlands Parkway E.
Winkler, Manitoba
204 325-9708
Brenda.richer@gvsd.ca

Viktoria Lukow
Nail Technology Competition
Winnipeg, MB
204 227-8334
vlukow@hotmail.com

Name _____ Date _____

Health History Reviewed: Yes No

Main Areas of Concern: _____

Current Products: _____

Skin Type		Complexion		Thickness		Pore Definition		Fitzpatrick	
Normal	Sensitive	Clear		Translucent		Fine		1	2
Lipid Dry	Mature	Pale		Thin		Average		3	4
Oily	Rosacea	Dull		Medium		Severe		5	6
Acne: Type		Sallow		Thick					
Combination: Type		Diffused Red							

Condition	Condition	
Dehydrated	Closed Comedone	
Flakey	Open Comedone	
Milia	Papules	
Dilated Capillaries	Pustules	
Telangiectasia	Cysts/Nodules	
Fine Lines	Hyper-Keratinization	
Deep Lines	Sebaceous Hyperplasia	
Poor Elasticity	Seborrheic Keratosis	
Glycation	Seborrheic Dermatitis	
Poikiloderma	Eczema	
Loss of Structural Volume	Dermatitis	
Loss of Muscle Tone	Psoriasis	
Moles	Ingrown Hair	
Freckles	Skin Tags	
Melasma	Xanthelasma	
Hypopigmentation	Actinic Keratosis	
Post Inflammatory Pigmentation	Cherry Angioma	
Pigmentation Sun damage		



Client Information and Health History

To provide you with the most appropriate treatment, completion of the following questionnaire will assist the esthetician. All information is confidential.

Medical History: Are you currently under the care of a medical or health care professional? Yes No

History		Comments	
Medical	Yes	No	
Pregnant/ Planning			
Pacemaker			
Metal Implants			
Diabetes			
Herpes Simplex			
Migraines			
Autoimmune			
Cancer current/ recovered			
Radiation in past 3month			
Chemotherapy in past 3month			
Epilepsy			
Blood Pressure Issues			
Circulatory Disorders			
Varicose Veins			
Heart Conditions			
Embolism/Thrombosis			
Bruise Easily			
Edema			
Undiagnosed Swelling			
Loss of Tactile Sensation			
Arthritis /Osteoporosis			
Broken Bones/Strains			
Recent Surgery			
Mobility Issues			
Anxiety/Depression			
Claustrophobia			
Vertigo			
Asthma			
Thyroid Issues			
Gynecological Issues			
Menopausal Symptoms			
Digestive Disorders			
Hepatitis			
Skin Disorders			
Allergies	Yes	No	
Sun Reaction			
Medication			

Environmental												
Food												
Latex												
Aspirin												
Cosmetic Ingredients												
Other not mentioned												
Nutrition												
Do you have a regular eating schedule?												
Do you follow a balanced diet?												
Do you add additional salt or sugar												
Do you eat Fast Food?												
Daily water consumption												
Daily caffeine consumption												
Lifestyle												
Stress levels	1	2	3	4	5	6	7	8	9	10		
Sleep Pattern	Good	Poor	Restless	# Hours of uninterrupted sleep								
Physical Activity Level	Walk	Swim	Cardio	Resistance Training	Team Sport	Sedentary						
Skin Specifics												
	Yes	No										
Recent microblading			Date:	Comments:								
Recent permanent makeup			Date:	Comments:								
Recent Laser			Date:	Comments:								
Hair Removal			Date:	Comments:								
Botox			Date:	Comments:								
Fillers			Date:	Comments:								
Chemical Peel			Date:	Comments:								
Sun/tanning bed exposure			Date:	Comments:								







I certify that the information I have provided is current and correct. I am aware that it is my responsibility to inform the esthetician of any changes to medications or medical conditions. I understand the treatment procedures and any possible reactions that could occur. I hereby give my consent to receive the treatment.

Client Signature: _____ Date: _____

SCNC 2025

Makeup Sanitation Procedure How To

1. Make sure all brushes and implements are clean and disinfected prior to the service
 2. All cream/liquid products must be dispensed using a clean spatula onto a clean palette.
 3. Powder makeup products may be sprayed with 70% alcohol prior to use for disinfection purposes.
 4. Liquid eyeliners cannot be disinfected, if being used the product must be new (in packaging) and either disposed of or given to the model afterwards.
 5. Do not double dip mascara spoolies as these are one time use only.
 6. Alcohol activated cream paints may be used as the alcohol will disinfect the product each time it is sprayed.
-

Start	With palpating the thoracic duct in small circular movements x6	
Step 1	Rest fingers above the ears; thumb press release from brow to hair line. X3	
Step 2	Using the full length of the thumbs alternate slide brow to hair line. X3 each thumb.	
Step 3	<ul style="list-style-type: none"> • Thumb pressure from middle of forehead to temples then slide down to midpoint of ears. • Repeat movements to cover entire forehead, working up towards the hairline. (normally 3 lines) X3 	
Step 4	Full length of thumb in full contact with forehead, using thumbs drain down towards midpoint of ears. X3	
Step 5	<p>Rest thumbs between the brows, with the pads of the fingers lightly drain.</p> <ul style="list-style-type: none"> • Under the eye to mid point of the ear. • Above the cheekbone to mid point of the ear • Below the cheekbone to mid point of the ear. 	
Step 6	Using index and middle fingers drain under jaw line towards the midpoint of ears. X3	
Step 7	<ul style="list-style-type: none"> • Using pinkie and outer edge of palm drain up towards the midpoint of ears. • Follow with (Movement #4) full length of thumb, full contact with forehead and drain down to the midpoint of ears. X3 	
Step 8	<ul style="list-style-type: none"> • Using pinkie and outer edge of palm drain up towards the midpoint of ears. • Using middle finger drain slowly towards the two points above the clavicle. X3 	
Step 9	<ul style="list-style-type: none"> • Repeat steps 1-8 	
Step 10	<ul style="list-style-type: none"> • Press down on décolleté below clavicle. • Slide to shoulders. • Push downwards on shoulders towards feet. 	